

AUTOMATIC VEHICLE RESTRAINT

- ▶ Push button activation with PLC solid state controls (115v single phase operation)
- ▶ Automatic light sequence
- ▶ Low profile, non-impact design (wall or driveway mount)
- ▶ Positive hydraulic restraining force to minimize "trailer creep"
- ▶ Restraining force in excess of 30,000 lbs. average
- ▶ Designed to accommodate rear impact guard (RIG) outlined in 1998 NHTSA regulation
- ▶ Interlock terminals
- ▶ Keyed override
- ▶ Auto restore and activation of amber caution light
- ▶ Light indicator if unable to secure trailers RIG
- ▶ Industrial powder coated finish
- ▶ 2 Year structural, hydraulic and electrical warranty

GENERAL DESCRIPTION: All McGuire HOLD-TITE[®] vehicle restraints are designed to secure a cargo trailer's rear impact guard (RIG) to reduce the likelihood of premature trailer separation during the loading/unloading process. The exclusive HOLD-TITE vehicle restraint features a completely hydraulic restraint mechanism, inside control panel, exterior communication lights and instructional signs.

OPERATION: As a trailer backs into position, the exterior light is green and the interior light is red. Once the trailer is positioned against the dock bumpers, the operator depresses the "engage" button. The interior caution light is amber and the exterior light is red while the restraint is in motion. The HOLD-TITE vehicle restraint rotates and seeks out the RIG. Once the trailer is secured the inside light will display green and the outside light will display red. An optional exterior strobe light indicator provides additional emphasis to driver during activation, pull-out and by-pass operation. The HOLD-TITE vehicle restraint provides a positive engagement for horizontal forces while the trailer is being loaded/unloaded. After the loading is complete, the operator depresses the "release" button. When the trailer is released and the restraint is safely stored the interior light changes to red while the exterior light changes to green.

If the HOLD-TITE vehicle restraint is unable to secure the trailer's RIG, the restraint automatically stores itself and an amber caution light accompanies the red interior light, indicating an unsafe condition exists. After thirty seconds, the system resets itself automatically. If "by-pass" of the system is necessary, it is recommended that you secure the trailer by other means before proceeding with the loading/unloading process. In "by-pass" mode the exterior light is red. The interior caution indicator light accompanies the green light indicating to the dock attendant that a caution situation is present. Manual reset of the "by-pass" is accomplished by depressing the "engage" button a second time.

CONSTRUCTION: The HOLD-TITE restraint system is designed to be a stationary mount, non-impact device, permanently mounted to loading dock foundation or drive approach. Restraint arm shall be preserved in a non-corrosive powder-coated finish, housing unit. Once activated, the HOLD-TITE seeks a RIG and exerts positive pressure which virtually eliminates "trailer creep", securing the trailer with over 30,000 lbs. (average) of pull-out force.

HYDRAULICS: The HOLD-TITE restraint is hydraulically actuated with a programmable electronic controller and Light Communication System. The HOLD-TITE vehicle restraint seeks, finds and maintains a tight, continuous hold on the RIG of truck throughout loading and unloading operations. It is programmed to control any gap between the restraint and the RIG, virtually eliminating "trailer creep". As an optional safety feature, the dock leveler and the vehicle restraint can be interlocked, preventing operation of the dock leveler until the restraint engages the RIG.

HOOKING RANGE AND CAPACITY: The HOLD-TITE restraint system is designed to withstand a pulling force in excess of 30,000 lbs. on average, giving an added margin of safety and protection. Maximum operational range is 3" to 10" horizontally, from face of dock bumpers, and 11¾" minimum to 26½" maximum vertically. Extended ranges are available for certain applications.

ELECTRICAL: The HOLD-TITE vehicle restraint is available as a stand alone unit or integrated with other loading dock equipment through an optional integrated control panel. Hydraulic pump and motor is 1 ½ HP TENV at 115v single phase. Electrical control panel is NEMA 4/12 enclosure. All electrical control panel components, connections and wiring are UL listed/ recognized.



A Division of Systems, Inc.

HOLD-TITE® SERIES

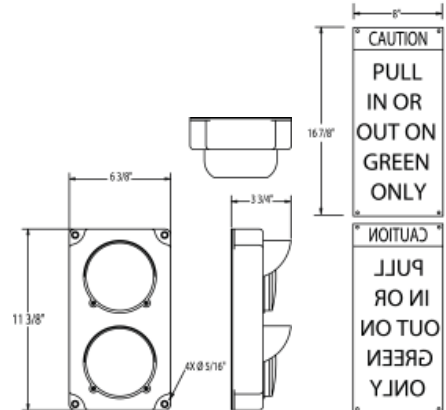

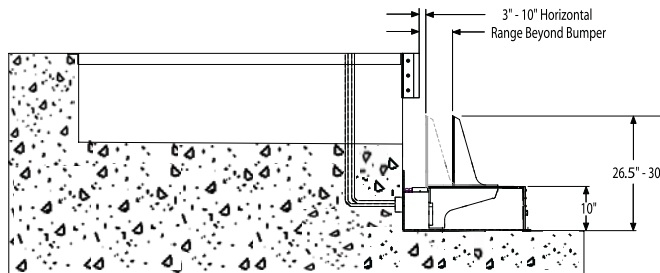
AUTOMATIC VEHICLE RESTRAINT

Please Note: Unless specifically noted on quotation, all electrical requirements, including mounting of control box, outside lights and signs, are the responsibility of others.

EXTERIOR LIGHTS: Low profile, traffic style, red, and green lights are standard for communication to truck driver. A set of caution signs warns truck driver to "Back In or Pull Out On Green Light Only".

INSTALLATION: Requires mounting of locking unit, control panel, exterior lights and signs in strict accordance with McGuire installation instructions. Mechanical installation is recommended to be performed only by authorized McGuire representative.

WARRANTY: All HOLD-TITE vehicle restraints feature a full two (2) year base warranty on all structural, hydraulic and electrical parts, including freight and labor charges in accordance with McGuire's standard warranty policy. McGuire warrants all components to be free of defects in materials and workmanship, under normal use, during the warranty period. This base warranty period begins upon the completion of installation or the sixtieth (60th) day after shipment, whichever is earlier.



Optional Equipment for HOLD-TITE® Automatic Vehicle Restraint

Check Options Desired

- | | | |
|--|--|---|
| <input type="checkbox"/> Remote power pack | <input type="checkbox"/> Increased vertical range to _____ | <input type="checkbox"/> Embed plate __wall __drive |
| <input type="checkbox"/> L.E.D. interior & exterior lights | <input type="checkbox"/> Dual incoming voltage | <input type="checkbox"/> Anchor pkg. __wall __drive |
| <input type="checkbox"/> Special NEMA control type | <input type="checkbox"/> Limit switches door interlocks | <input type="checkbox"/> Other _____ |
| <input type="checkbox"/> Exterior strobe emphasize | <input type="checkbox"/> Integrated control panel | <input type="checkbox"/> Other _____ |
| <input type="checkbox"/> Audible alarm | <input type="checkbox"/> Cantilever bracket | <input type="checkbox"/> Other _____ |
| <input type="checkbox"/> Reduced range _____ | _____ projection | |

Customer: _____
 Job: _____
 Location: _____
 Number of Units: _____
 Model: _____
 Represented By: _____
 Sales Rep: _____

Certified for Construction:

By: _____
 Title: _____
 Date: _____
 Company: _____
 City: _____
 State: _____

Consistent with our policy of continuing product improvement, we reserve the right to change product specifications without notice or obligation.

McGuire • Division of Systems, Inc. • W194 N11481 McCormick Dr. • P.O. Box 309 • Germantown, WI 53022
Phone: 800.624.8473 • Fax: 262.255.9399 • www.wbmcguire.com

VEHICLE RESTRAINT